


Billy Blood Drops's

ACTIVITY

Book



Your Page

Here's a page for you to draw what you like, perhaps draw a scene from a blood donor session or design a poster encouraging people to give blood.

Have fun!



did you know?

24 Wembley Stadiums would be needed to seat all our donors.

12 hours of unbroken driving would be needed to travel between our most distant sessions

Only identical twins have the same blood group.

Apes have exactly the same four blood types as humans.

The average person has about 333,200 million blood cells in their body.

If you stacked 500 red blood cells on top of each other the pile would be 1mm tall.

Facts to tell friends

If you have O negative blood you can give it to anyone.

You can start giving blood at the age of 17.

The average person has 5 litres of blood.


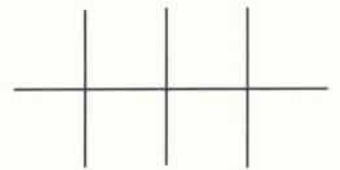
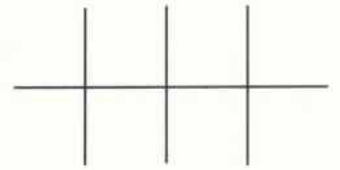
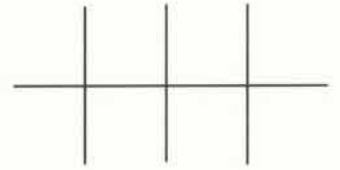
White blood cells fight infection.

Red blood cells are made in your bone marrow.


The Rhesus Blood Group is named after a species of Monkey.

Spot The Colour.

Look out for cars in the colours below and keep a score. Play with a friend and see who can spot the most.



Colour in Billy's playing basketball in the park with his friends. Colour them in.



Billy is on his way to see Betty -
can you help him find the right path?



Join The Dots & then colour in. Can you see who it is?

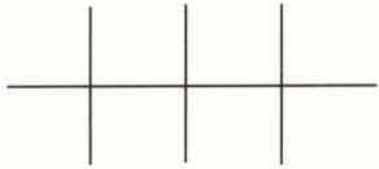


What can I see from my window?

How many of the animals below can you see from your window? Play on your own by ticking the boxes playing game 1 or play the game with a friend using game 2 and see who can spot the most.



game 1



game 2



game 1



game 2



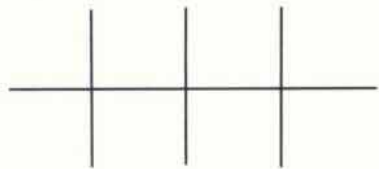
game 1



game 2



game 1



game 2



game 1



game 2



game 1



game 2

Did you know.....?

2.5 Million blood packs are used every year. If laid end to end they'd stretch from London to Edinburgh!

The National Blood Service travels over 1.5 million miles every year to collect blood.

If you lived in Mexico City you would have more red blood cells than if you lived in London.


Spot the Difference

Can you spot 5 differences?



Colour In

Billy's on a nature trail in the woods, colour the scene in.



Wordsearch

F I E L D K
D G F R O T
L C I E G O
M V C A H S
E B A D J P
F O R O A D
I Z B T A W
X U H W E L
S H O R S E
T D Y D H Q
D R C M E F
U A A U E X
O W H I P G
L V R Z N P
C O L O U R

How many words can you find?

CAR	DOG	DRAW
TRAIN	SHEEP	COLOUR
HORSE	ROAD	READ
BUS	DRIVE	CLOUD
FIELD	PATH	

How many road signs can you spot?




I went to the market....

Here's a fun word game to play with your friends, imagine you went shopping to the market and bought...APPLES...the next person has to say what they bought using the last letter of the word, which was an 'S' so for example it could be...Sugar.

Play until you run out of things to buy.

Copy Billy



Copy Billy onto the grid below
and then colour him in.




I Spy Game


One player thinks of an object they can see. In turn your friends can try and guess the object. Whoever guesses correct thinks of the object next time.

Can you spot Billy & Betty.

Billy and Betty have gone in to town shopping to the market, it's very busy, can you spot them in the crowd?



Colour Time! Billy's at the skateboarding park with his friends, colour them in.



Can you spot?


Tick the boxes when you see one of them



Join the Dots

Can you guess who it is and what they are doing?

You'll have to join the dots in to find out. When you've done that colour the picture in.



Card Games

Snap

You play this with the Billy pictures on the cards.

Shuffle your cards and pass out the same number of cards to each of your friends - remember to keep them face down so you cannot see the picture. To start playing your friend on your left should turn over their top card and put it in the middle. Then go round each friend in the circle and they do the same. If one of the cards matches the last card in the middle remember to shout snap as loud as you can and the first one to do this wins all the cards in the middle. Put these cards safely at the bottom of your pile, face down again and then start the game again by taking your top card, turning it over and put it in the middle. If you run out of cards you are out of the game. If you've got all the cards and everyone else is out you are the winner. You can play this game with 2 or more players.

Memory Game

You play this with the Billy pictures on the cards.

Shuffle your cards and lay them all out on the floor in front of you face down. Turn over any card in front of you and leave on the floor and then turn over another card from anywhere in front of you. If the two cards are the same picture put them together in a pile on the side. If they are not the same turn both cards face down again. Keep doing this until you have matched all the cards and there are no cards left on the floor. You can play this on your own, maybe see how many cards you can match in 5 minutes or play with a friend - the winner has the most matched cards at the end or have two packs of cards and see who can match all their cards quickest.

Happy Families

You play this with the Billy pictures on the cards.

Shuffle your cards and pass out the same number of cards to yourself and each of your friends. Each of you look at your cards - but remember not to show anybody else - and put together any of the cards that have the same Billy's on them - so if you have 2 space Billy's put these together. To win the game you want to collect all 4 of the same Billy's for as many pictures as possible and the winner is the one who has the most sets. If you handed out the cards you start the game - ask another friend for a card like one you have - so you ask 'Jenny have you got Space Billy?' - if Jenny has Space Billy she has to give that to you. Then is your friend to your left's turn next doing the same as you did and the game carries on round the circle until all the cards are in their 'families'. The winner has the most families.


Old Maid

You play this with the numbers and letters on the cards.

Take 1 card - a queen - out of your cards. Then shuffle your cards and pass out the same number of cards to yourself and each of your friends. Everybody look at your cards - remember not to show anybody else and put all the cards of the same number or letter together in twos - so if you have two 3 cards put these together and then put just the pairs down in front of you - face down so nobody else can see. If you handed out the cards you start - spread out all the cards you have left, like a fan, but still face down and turn to your friend on your left. Your friend takes one of your cards and looks at it - if it makes a pair of one of their cards they should put the pair down in front of them. Then your friend spreads out their cards like you did and turns to the friend on their left. Keep doing this in turn until all the cards are in pairs except one - and shout as loudly as you can at who's holding the card - 'OLD MAID'

How Many?

How many Billy's & Betty's can you spot?



There are 18 Billy's and 18 Betty's

**"Hi Kids, I hope you've had fun
with my brand new Activity Book.**

**Now see what else you can
find to play with in my
really cool Travel Bag"**

**Check out the "fun zone" on our website:
www.blood.co.uk**

'Billy Blood Drop's Activity Book' is published by the National Blood Service.
Reproduction in whole or part is strictly forbidden without the prior permission of the National Blood Service.
All illustrations are provided by Nick Diggory. Tel: 01606 784396 www.nickdiggory.com

